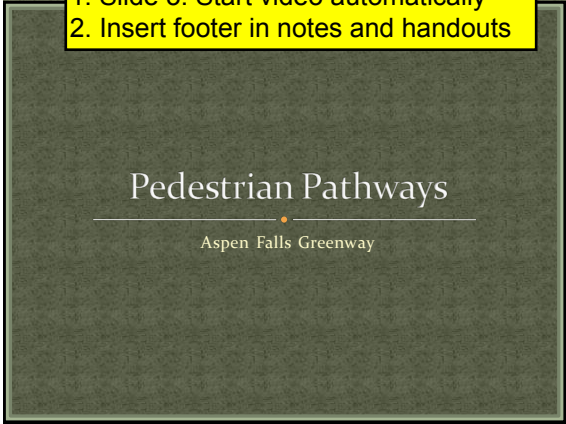


In the student's electronic file, check for the following items:
 1. Slide 3: Start video automatically
 2. Insert footer in notes and handouts

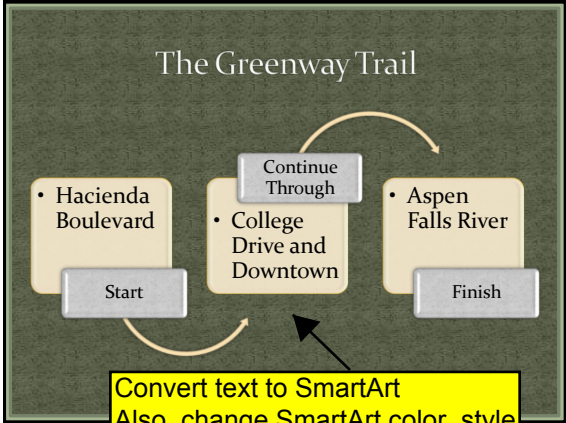


Change picture shape
 Also, apply glow effect to picture




Insert text box
 Also, align text box, picture, title

Insert video
 Also, apply video style, color correction



Convert text to SmartArt
 Also, change SmartArt color, style

Insert wave, type and format text
 Also, apply Preset 8 and bevel to wave



Align, distribute, group pictures
 Also, apply soft edge effect to pictures

